



# DIVA.5



## ROAD BARRIERS

control unit with built-in receiver and encoder  
brushless motor with oil lubricated reductions  
built-in battery charger  
external release



**for passages up to 5 m**



## 24 Vdc | continuous use

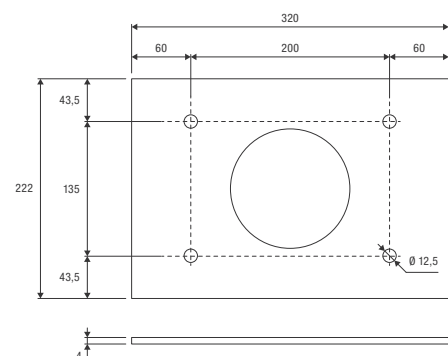
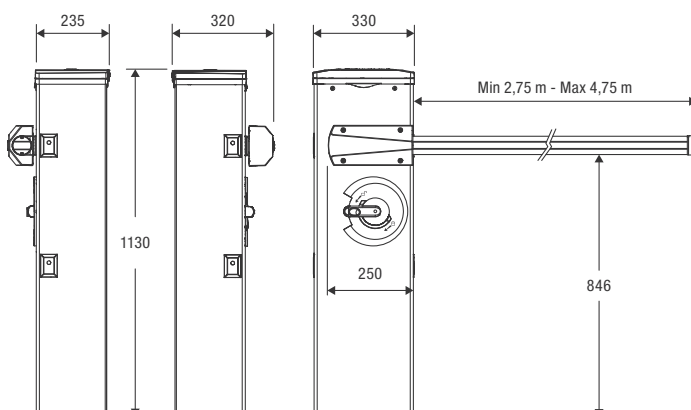
- 24 Vdc electromechanical barrier with control unit with integrated receiver and battery charger and switching power supply of 115/230 Vac
- Electric motor with brushless technology that guarantees optimum performance, reliability, fluid movements and a very long lifespan of the operator. This represents the ideal solution in contexts requiring a particularly intensive use (**Mean Cycles Between Failures = 3 million cycles**)
- Oil lubricated metal reduction and bronze gear that minimises wear and increases corrosion resistance
- The top cover has an opening with customised key lock and hinges that facilitate wiring and installation operations
- RGB Led lights integrated in the cover and on the arm (RGB.5 accessory), with the possibility to work as a flashing light, a presence light with fixed colour, settable through the wiring. Through the accessory DIVA.TL, it is possible to adjust the colour of the lights according to the boom position (traffic light function)
- Illumination and light diffusion systems the cover designed to guarantee the maximum visibility in every direction and work as footpath lights under the arm itself
- Highest performance and speed
- Designed for the connection of the X.BE accessory in order to be integrated with KNX domotics installations and the programming through the app BeUP and the interface PRO.UP

**Foundation plate not included (VE.PS)**




## CONTROL UNITS:


**DIVA.5** ————— **CP.DIVA**



VE.PS

**DIVA5.A**


Painted elliptical aluminium arm complete with cap, profile in shockproof rubber (L= 5 m).

**DIVA5.A2**

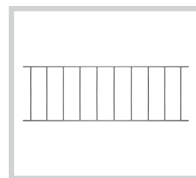
Painted elliptical aluminium arm cut into two pieces measuring 2.5 m each. Equipped with joint.

**VE.PS**

Foundation plate with coach screws.

**VE.AM**

Mobile support for arms.

**VE.RAST**

Aluminium rack L= 2 m. H= 60 cm

**EVA.AF**

Painted fixed support.

**GNT.SN**


Articulated joint set for DIVA5.A / EVA5.A arms.

**RGB.5**

Set of RGB LED lights for arm. L = 5 m.

**DIVA.FAN**

Electric fan and filter for CP.DIVA control unit.

**DIVA.TL**

Electronic board to adjust the light colours on the arm and the crown according to the boom position (traffic light function).

**VE.CS**

Traffic-light control unit for LED.TL.

**LED.TL**


2 light 230 Vac LED traffic light.

**SIS**

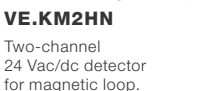
Quick connection electronic board that allows synchronised movement of 2 automation devices (opposed barriers). One board for each motor is necessary.

**LSR.B**

Laser control and safety sensor for barriers, certified EN12453 type E. Adjustable Detection area up to 9.9 m x 9.9 m.

**VE.KM1HN**

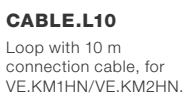
Single-channel 24 Vac/dc detector for magnetic loop.

**VE.KM2HN**

Two-channel 24 Vac/dc detector for magnetic loop.

**CABLE.L6**

Loop with 6 m connection cable, for VE.KM1HN/VE.KM2HN.

**CABLE.L10**

Loop with 10 m connection cable, for VE.KM1HN/VE.KM2HN.

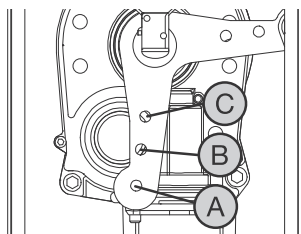
**FTC.S**

24 Vac/dc surface mounting photocell. It is possible to synchronise up to 4 pairs of photocells.

**CAT.20**

Set of 20 adhesive refractor strips.

**AUTOMATISMI BENINCÀ SpA** • Via del Capitello, 45 • 36066 Sandrigo (VI) ITALY • T +39 0444 751030 • sales@beninca.com



ACCESSORIES FOR USE	BAR LENGTH (m)				
	3	3,5	4	4,5	5
DIVA5.A	C	C	B	B	A
DIVA5.A + VE.AM	C	C	B	B	A
DIVA5.A + GNT.SN	C	C	B	B	A
DIVA5.A + VE.RAST	C	B	B	A	A
DIVA5.A + VE.RAST + VE.AM	C	B	B	A	A
DIVA5.A + SC.RES	C	B	B	A	A
DIVA5.A + SC.RES + VE.AM	C	B	B	A	A

**Key:** DIVA5.A: Arm with rubber and upper profile / VE.RAST: Aluminium skirt / VE.AM: Mobile support for bar / GNT.SN: Articulated joint set for arm / SC.RES: Sensitive resistive edge (complying with annexe 4 of the Machines Directive).

**Attention:** Installations of VE.RAST, SC.RES and GNT.SN are mutually exclusive. The installation of the RGB.5 lights kit does not influence the balancing of the bar.

TECHNICAL DATA	DIVA.5
Power supply	115 Vac / 230 Vac (50-60 Hz)
Motor supply	24 Vdc BRUSHLESS 3PH
Max absorbed current	3 / 1.5 A
Opening time	2.5 s (80°)
Duty cycle	continuous use
MCBF	3 million cycles
Protection level	IP44 (control unit IP54)
Operating temperature	-20°C / +50°C
Lubrication	OIL
Weight	50.8 kg
Items no. per pallet	9